

D-Net™ 9575 AA

3/4" Impact sprinkler with unique 3D arm and adjustable arc for part circle irrigation.



Very high water distribution uniformity



Road guard



Easy operation & maintenance

Applications



Open field crop edge irrigation



Roof cleaning

/ Benefits & Features

- **Road guard** A simple adjustable arc enables to modify manually, the sprinkler from 360 degrees to any part-circle watering, for irrigation on the edges of the field
- **Very high water distribution uniformity & higher yield** Innovative 3D diffusion arm, ensures excellent water distribution uniformity, resulting uniform crop yield
Special design of the D-Net™ 9575 AA, guarantees maximum water-use efficiency
- **Robust product & long lasting performances** D-Net™ 9575 AA has a special design that makes the sprinkler resistant to wear and ensures high performance throughout the long product life
- **Reduced labor cost & easy maintenance** Versatile installation. Can be installed on solid sets or on removable field stands
Easy to maintain. A special nozzle key is designed to allow simple cleaning of the nozzles
D-Net™ 9575 AA is made of UV-protected materials, making it durable under all climate conditions and with any applied

/ Specifications & Recommendations

- ✓ ¾" Impact sprinkler with unique 3D arm and Adjustable Arc, for part circle coverage irrigation
- ✓ 2 different flow rates: 850, 1030l/h
- ✓ Nominal flow rate at: 3.0bar
- ✓ Recommended pressure range: 2.5 - 4.0bar
- ✓ Water trajectory angle: 24degrees
- ✓ Water distribution is achieved by a single front nozzle and the setup of the adjustable arc
- ✓ 1 type of inlet connector: ¾" male threaded
- ✓ Color coded of the nozzle for easy identification of the flow rate
- ✓ Made of UV-protected materials, durable to all climate conditions and nutrients injected in agricultural applications
- ✓ Recommended filtration, according to Netafim's instructions*

*Note: Filtration method shall be selected based on the type and concentration of the dirt particles contained in the water. Wherever sand exceeding 2ppm exists in the water, a Hydrocyclone shall be installed before the main filter. Wherever sand/ silt/ clay solids exceed 100ppm, pre-treatment shall be applied according to Netafim™ instructions

→ Technical Data

Nozzle Size (mm)	Code Color	Working Pressure (bar)	Flow Rate (l/h)	Wetted Radius* (m)
Front nozzle 3.57	Blue	2.5	776	11.5
		3.0	850	12.0
		3.5	918	12.0
		4.0	982	12.5
Front nozzle 3.96	Green	2.5	940	12.0
		3.0	1030	12.5
		3.5	1112	12.5
		4.0	1189	13.0

* At least 0.5 mm/h

→ Packaging Data




Model	Quantity P/Box Unit	Box Size (cm x cm x cm)	Box Weighth (kg)	Boxes P/Pallet	Total Units P/Pallet	Pallet Weighth (kg)
D-Net™ 9575 AA	40	54 x 20 x 48	9.4	20	800	190

→ Catalog Numbers

Nozzle Size (mm)	Nozzle Code Color	Flow Rate (l/h) *	Catalog Number
3.57	Blue	850	60100-002190
3.96	Green	1030	60100-002191






*Nominal flow rate at 3.0bar working pressure

→ D-Net™ 9575 AA Nozzles

Product Illustration	Nozzle Size (mm)	Quantity Per Box	Code Color	Catalog Number
	Front nozzle 3.57	250	Blue	60101-000850
	Front nozzle 3.96	250	Green	60101-000851
	Plugged nozzle	500	Black	60101-000808

*The catalog number is for full box of nozzles

→ Sprinklers Stands & Complementary Products

Product Illustration	Description	Catalog Number
NetaStand™ Base		
	BASE NETASTAND™ FEMALE THREAD 3/4" 24/CAR: BASE FOR 3/4" RISER. Order by box: 1 box contain 24 units	60101-000901
Riser		
	PLASTIC RISER 3/4" MALE FEMALE THREAD 40CM COMPLETE	60101-000650
Adapters For NetaStand™ PE		
	NETASTAND™ ADAPTOR PE 50MM	60101-000935
	NETASTAND™ ADAPTOR PE 63MM	60101-000936
Pre-Cut FlexNet™ And Adaptors For NetaStand™ FlexNet™		
	NETASTAND™ 9M FXN HPPP 2" W/ 2"CONC 120 SETS/PALLET	60101-000964
	NETASTAND™ 10M FXN HPPP 2" W/2"CONC 120 SETS/PALLET	60101-000965
	NETASTAND™ 12M FXN HPPP 2" W/2"CONC 120 SETS/PALLET	60101-000966
	NETASTAND™ PLUG	60101-000953

For additional information on sprinklers stands and assembly instructions please review "Sprinklers Stands" section